




PLANET

Espejo

NOVEDAD



PORTACELI




CARACTERÍSTICAS



ECO



Luz Regulable



Luz Led



Luz Blanca




Sensor Táctil



Antivaho

Color de Luz



6.500°k



Dimensiones (cm)	Referencia	EAN	Potencia (W)	Lumens (LM)
Ø 70 cm	PLANET002NM	8435139638534	40W	1870
Ø 70 cm	PLANET002CR	8435139638541	40W	1870

Características Técnicas

Certificación	IP44
Marco	Aluminio Negro Aluminio Cromo
Grosor	25 mm